

m



1.  - 



m



m m

m m m m m m m m m m

m m m m m m m m m m

2. 

m m

m m

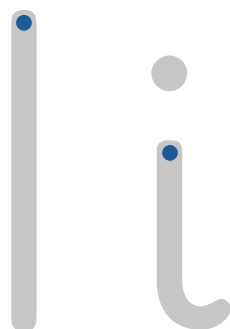
m m

m m

li



1.  - 



Tracing practice box for the letter 'l'. It contains a large grey 'l' on the left and a smaller grey 'l' on the right, both with a blue starting dot at the top.

Tracing practice row for the letter 'l'. It consists of 15 vertical grey lines, each with a blue starting dot at the top, set against a light blue background.

Tracing practice row for the letter 'i'. It consists of 15 lowercase grey 'i's, each with a grey dot above it, set against a light blue background.

2. 

Tracing practice row for the word 'li'. It shows the letters 'l' and 'i' in blue on a light blue background. A small 'li' is written in the top right corner of the box.

Tracing practice row for the word 'mi'. It shows the letter 'i' in blue on a light blue background. A small 'i' is written in the top right corner of the box.

Tracing practice row for the word 'im'. It shows the letters 'm' and 'i' in blue on a light blue background. A small 'mi' is written in the top right corner of the box.

Tracing practice row for the word 'im'. It shows the letters 'i' and 'm' in blue on a light blue background. A small 'im' is written in the top right corner of the box.

u



1.  - 



u



u u

u u u u u u u u u u

u u u u u u u u u u

2. 

u u

u u

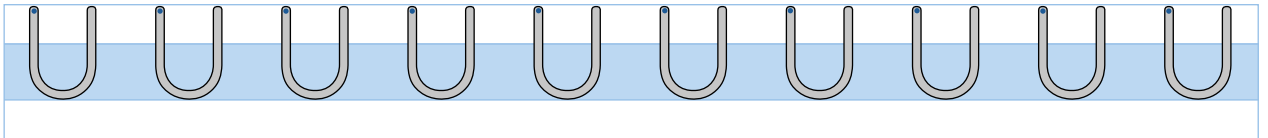
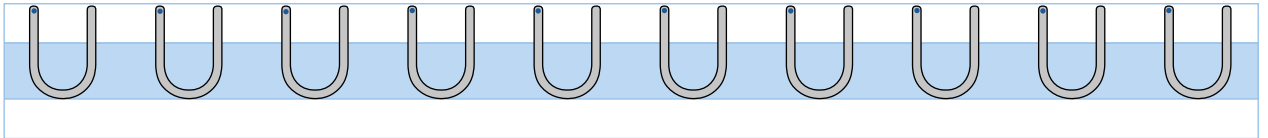

mu mu

um um

U u



1.  - 



2. 

U U

um im um im

mu u mu u

mi i mi i


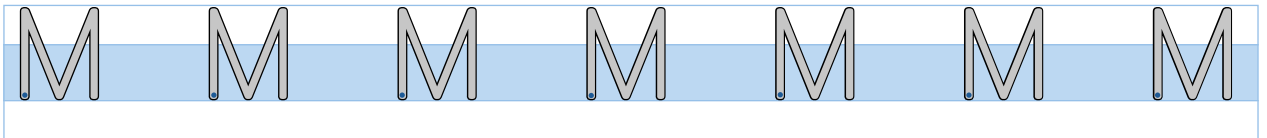

um i um i

mi u mi u

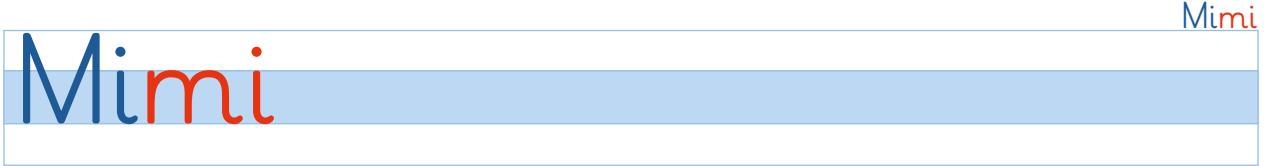
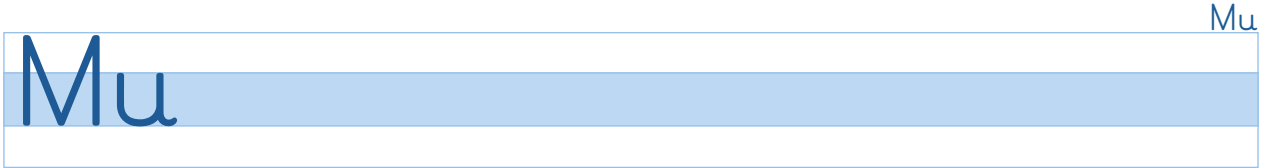
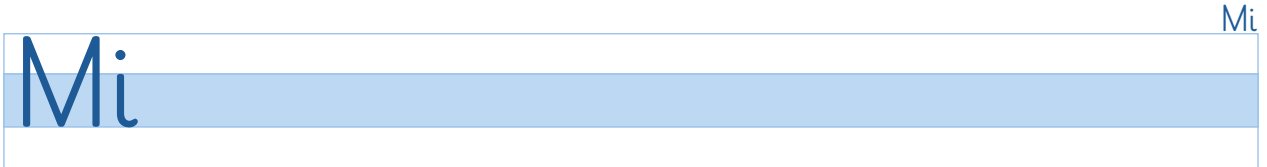
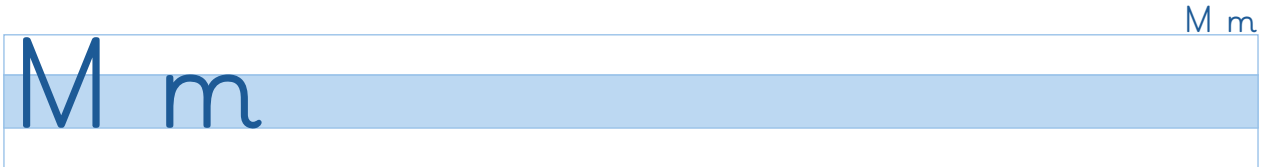
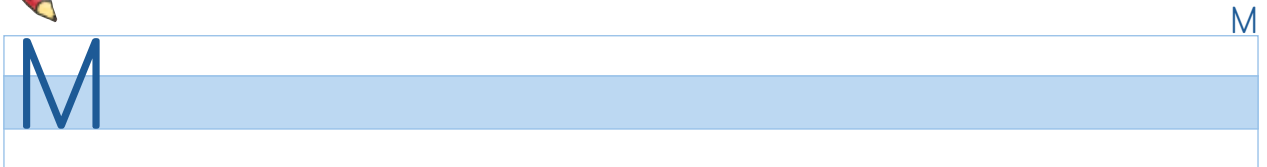
M




1. -



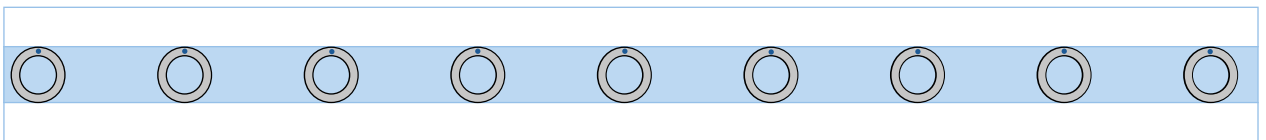
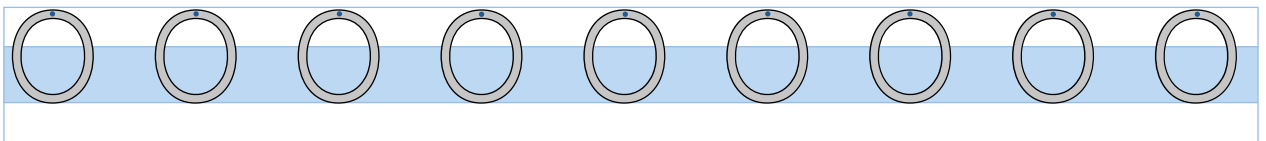
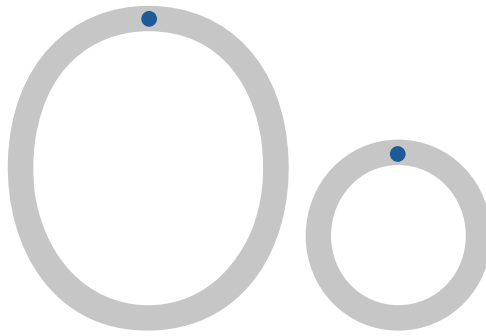
2.



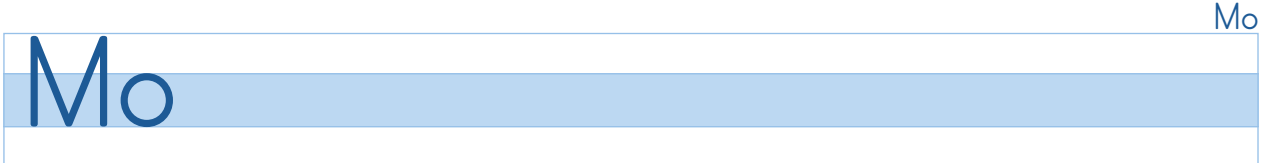
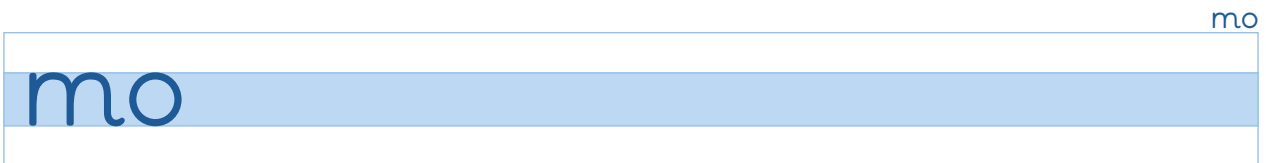
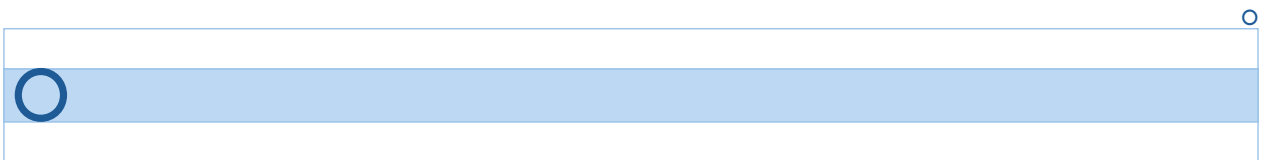
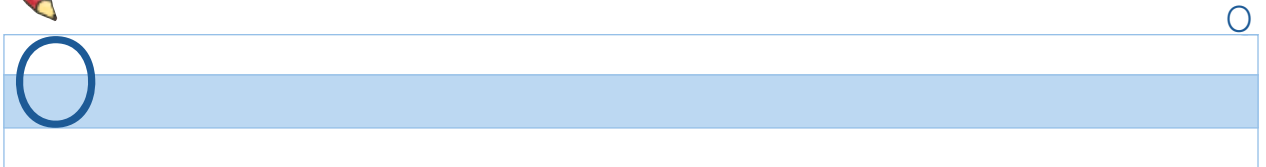
O o




1.  - 



2. 



O o



1. 

Om

Om

om

om



Mo o

Mo o

Om o

Om o

3. 

ma im mu am mo mi um

ma o mi a mo a mu i mo

Mama Oma Mami

2. 

Oma

Oma

Omi

Omi