

1

Look in a book

Agenda

- We ...
- Present Tense Simple
 - write about ourselves
 - talk about books
 - school items

1 Think about it What can you find in a book?

2 1 Read and listen

Books

At school I like to read a book,
Just come right here and have a look.
It is about three friends like us.
Two are you and I and one is Gus.

3 2 Listen and speak

Look at the books in the picture. Listen and point to the correct book.



4 3 Topic vocabulary


Listen, point and repeat.
Then listen and follow the instructions.



bookcase



book cover



tablet with e-book



cupboard



pages

4 Colours and numbers

Look at the box. Form sentences with school items.

The book is red

The cupboard is green.

The book is red.



The books are blue.



The rulers are yellow.



The tablet is grey.




5 Book covers

Match the covers with the words.



comic

science-fiction



romance

crime



fantasy





digi.schule/
CE1U12

digi.schule/
CE1S18A1

33



digi.schule/
CE1S18A2

30, 74

2 Find out more On a book


1 A book cover

Look at the book cover. Fill in the gaps:

Titel: Busy Boats

Author: _____

Topic: _____



2 Talk about covers

Look at the book covers. Name the topics.



Topic: _____



Topic: _____



Topic: _____



Topic: _____

digi.schule/
CE1S18G1

74

Gram Slam – Present Tense Simple “to be”

I	am	am not
you	are	are not
he, she, it	is	is not

I **am** fine. 😊

Wie bilde ich Sätze mit „to be“ in der Present Tense simple?

Person + base form (is, am, are)

I **am** 10 years old.

we	are	are not
you	are	are not
they	are	are not

I **am not** fine. 😞

Wie verneine ich Sätze mit „to be“ in der Present Tense simple?

Person + base form (is, am, are) + not

I **am not** (I'm not) happy.

digi.schule/
CE1S18G2

Gram Slam Practise: Present Tense Simple “to be”

Fill in the gaps:

- I _____ Melanie. I _____ 10 years old.
- They _____ in the class. It _____ time for English.
- He _____ happy. He _____ at the zoo.
- We _____ not crazy. We _____ normal.




3 Read and discuss

Books can tell real or true stories and have characters. Characters are the people or animals in a story. They give real information. Then the book is a non-fiction book.

Books can also be fiction. Fiction books tell a story that is not true. The stories are not real. The characters can be animals that speak and sing.

What is your favourite book?
Tell your partner.



4 Choose a book

Choose a book for the two children.

My name is Sumeija.
I like books.
I like non-fiction.
My father is a pilot.



My name is Lukas.
I like funny stories
and animals.
I'm not a fan of
scary stories.



5 A book about your school

Write a book with your class. The title is *Welcome to our school*.
Every student designs a page (write/draw) for this book.

Your page can have the topic:

Our school Our class Our teacher Our classroom



3 Words and sounds

Review of short vowels

5 1 Vowels and consonants

Remember the alphabet? Listen and sing the song.



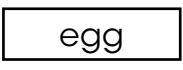






Some letters are called **vowels** and some are called **consonants**.

Find the vowels. Circle them. Listen and find out.

Sing the ABC song again. Clap when you sing each vowel.

6 2 Vowels at the beginning


Listen and match.

						
--	---	---	---	---	---	---

7 3 Vowels in the middle

Listen again. Write the words under the rhyming words.

Then circle the vowels.

				
dish	hat	log	truck	pen
_____	_____	_____	_____	_____

Go online. Compare animals sounds in German and English. Present in class.

4 How do you spell it?

Choose a picture.
Spell it to your partner.
Your partner writes it down.
Then change.

How do you spell it?

p - e - n

				
cat	duck	cut	pan	chips
				
ship	shop	pen	bag	catch

Gram Slam - Present Tense Simple

Du verwendest die Present Tense Simple, wenn du einen **Zustand**, eine **Gewohnheit** oder eine **Tatsache** beschreibst.

I	eat	don't eat
you	have	don't have
he, she, it	sings	doesn't sing

we	drink	don't drink
you	play	don't play
they	read	don't read

So bildest du die Present Tense simple:

Person + **base form**

Bei „he, she, it“ hängst du ein „-s“ oder „-es“ dran:

Person + **base form +s/es**

Wie merkst du dir das?

Schreib dir ein großes rotes **S** auf deinen

Handrücken, wenn immer du eine Hausübung oder einen Test schreibst!



Gram Slam Practise: Present Tense Simple


Circle the correct form of the verb.

- I eat / eats an apple.
- We drink / drinks tea.
- They learn / learns for the test.
- Susan have / has a cat.
- You play / plays ball.
- The dog run / runs in the garden.

4 Use of English Talking about possessions

9 1 Whose backpack?

Look and listen.
Whose backpack is it?
Use things in your
classroom and
practise the
conversation.



Practise the conversation with children in your class using **your** and **my**.

Gram Slam - Possessive Adjectives

Wir verwenden Possessive Adjectives, um zu zeigen,
dass etwas jemandem oder zu einer Sache gehört. Darauf folgt ein Nomen.

Subject pronouns				Possessive adjectives			
Singular		Plural		Singular		Plural	
I	verb	we	verb	my	noun	our	noun
you		you		your		your	
he		they		his		their	
she				her			
it				its			

Gram Slam Practise: Possessive Adjectives

Fill in the missing possessive adjective:

- Tom has a black cat. _____ cat is called Mia.
- The dog always sleeps. It sleeps in _____ bed.
- We love _____ English lesson. _____
teacher is the best.
- Dad and mum go shopping in _____ car.

2 What's in the backpack?

Read the text.

Name the school items.

This is Jill's backpack.

So many things
are in her backpack.



She's got a pink
hairbrush.

This is Nick's backpack.

So many things
are in his backpack.



He's got two
white socks.

Use the words below and name them.



hairbrush



skipping rope



camera



jumper



pencil



lunchbox



shoe



jacket



book



sock

3 Remember words

Choose a backpack from Activity 2. Look at the things inside the backpack. Close your eyes. Tell your partner all the things from inside the backpack.

3.1 Ask your partner: "What's in your backpack?"

Write the words down.

3.2 Guessing game: On a piece of paper write down three things that are in your backpack. Give it to your teacher and listen to what the teacher says. Can you guess who's backpack it is?

