

3 Read

Read and listen to the text. Write a question to ask your class. Use question words like **Where ...? What ...? How ...? Who ...?**

digi.schule/
CE257A3

The Dragon Dance

Chinese New Year is celebrated in China and in many other countries too. The Dragon Dance is part of the celebration. Some New Year dragons are very long. A long dragon brings good luck! The dancers hold up the dragon with poles. They make the dragon move up and down, left and right. As the drum beats slowly or quickly, the dragon twists, turns and dances through the air.



digi.schule/
CE257A4

4 Word study

One student is holding up a broom (imagine it is a dragon's pole). You could also use your arms and rise them high up. The other student shouts out the words from the box. Student one has to act out. Do the activity in the gym for safety reasons!

up	down
left	right
slowly	quickly
twist	turn

digi.schule/
CE257A5

5 Let's do it!

Let's do some **Hip-Hop**. Learn a new dance:

- 1 Jump right foot over left
- 2 Jump feet apart
- 3 Jump left feet over right
- 4 Jump feet apart
- 5 Step out to the side
- 6 Arms placed across the body
- 7 Joint feet together and bring arms in
- 8 Small bounce with body



digi.schule/
CE257A6

6 Use of English

Pick one or two of these activities and tell your neighbour what you think. Do you need any special things to do the activity. Describe. What do you think, is it easy or difficult to learn?

- learning a dance
- speaking English
- playing the guitar
- dancing hip-hop
- playing football
- balancing on a slack line

2 Let's play!

digi.schule/
CE2S8A1

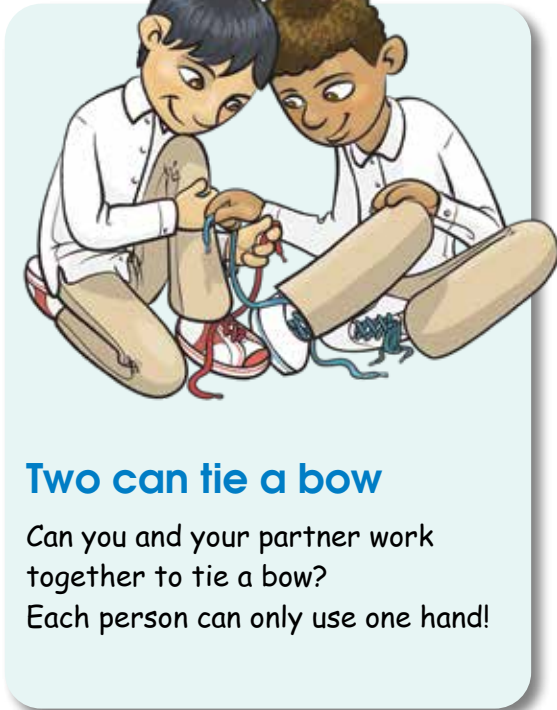
1 Talk about it

What do you and your friends like doing together? Tell your neighbour.

digi.schule/
CE2S8A2

1 Read

Read the instructions. Then play each game.



Two can tie a bow

Can you and your partner work together to tie a bow?
Each person can only use one hand!



Up and down

Sit on the floor, back-to-back with your partner. Link your elbows together. Try to stand up! Then sit down again.

Don't step on the floor

You and your partner need three pieces of paper.
You must cross from one side of the room to the other.
You must only step on the paper.
You mustn't step on the floor.
Can you do it?



1.1 Pair games: Find a pair game online and describe it to your friends in class.

1.2 Vocab steps: Get together in a group of five and write new words, each on a piece of paper. Then put them on the ground to walk from one side of the classroom to the other by saying a sentence with each word.



Eleven fingers

You need three people. Stand in a circle. Together, say '1, 2, 3 ... Go!' When you say 'Go!', hold out some fingers on one hand: 1, 2, 3, 4 or 5 fingers. Add up all the fingers in the circle. To win the game, you must have 11 fingers. How many tries does it take?



2 Values

Some of these games are difficult. You have to practise and you mustn't give up. Try using some of these expressions as you play the games.

digi.schule/
CE2S9A3



4 3 Listen

Which game are the children playing? Listen again. Clap when you hear an expression from Activity 3.

digi.schule/
CE2S9A4

4 Let's find out!

- 1 Were the games easy or difficult? Which was your favourite?
- 2 Look at the chart. Which game do most children in that class like best?
- 3 Now make a chart for your class. Which game does your class like best?

digi.schule/
CE2S9A5

Our favourite games								
Two can tie a bow								
Up and down								
Don't step on the floor								
Eleven fingers								

Key: = 1 child

4.1 Learn the following chant by heart:

Fingers, fingers count with me,
 Look how easy it can be.
 Practise, practise with my friend,
 Now the counting has to end.

4.2 Bite size: Now use different voices and perform the chant.

3 Team activities

digi.schule/
CE2S10A1

1 Read

Read these instructions and look at the picture.


Which colour team is doing each activity: red, yellow, green or purple?

Tying two ropes around the tree.

Passing a glass of water through the ring.

Climbing to the top of the wall.

Carrying the boxes to the table.



digi.schule/
CE2S10A2

2 Use of English

Match the question with the answer.

- | | |
|---|--|
| 1 What are the children in green tops doing? | a They are tying a rope around the tree. |
| 2 What is boy number 17 doing? | b They are carrying boxes to the table. |
| 3 What are the children in yellow tops doing? | c She is standing on a ladder. |
| 4 What is girl number 28 doing? | d He is climbing the wall. |

digi.schule/
CE2S10A3

3 Talk

Ask your partner two more questions about the picture.

What is/are ... doing?

digi.schule/
CE2S10A4

4 Word study

Think of lots of different answers to these questions!

- What can you push?
- What can you climb?
- What can you carry?

5 Read



Read and listen to the poem.

Find the word in the poem that rhymes with:

Find a word in the poem that means the same as:

in ground to ten about

laugh turn round begin

dig.schule/
CE2S11A5

Rope Rhyme

Get set, ready now, jump right in
Bounce and kick and giggle and spin
Listen to the rope when it hits the ground
Listen to that clappedy-slappedy sound
Jump right up when it tells you to
Come back down, whatever you do
Count to a hundred, count by ten
Start to count all over again
That's what jumping is all about
Get set, ready now, jump right out!

Eloise Greenfield



6 Let's do it!

Pretend you are skipping! Count up to 100, one number with each jump.

When you say a number that ends in 5, kick your leg: 15, 25, 35 ...

When you say a number that ends in 0, spin around: 10, 20, 30 ...

7 Word study

Action verbs are things you can do – like **jump**, **sit** and **giggle**.

Make a list of action verbs on pages 10 and 11.

How many can you find? Think of more words to add to your list.

Revision

What	is am are	Person Thing	base form + ing
When			
Where			
How			

Examples: What **is** he **doing** in the kitchen?

When **are** you **leaving**?

Where **is** she **playing**?

dig.schule/
CE2S11A6

dig.schule/
CE2S11A7

4 Performing a play

digi.schule/
CE2S12A1

1 Read

The children in the picture are going to act in a play.

Get ready for autumn! Read the following text.

They are making signs for the animal characters in the play.


Some children are drawing mammals. A mammal is an animal that has fur and teeth. Most mammals have four legs.

Some children are drawing birds. Birds are animals that have two legs, two wings and feathers. Most birds can fly.

One child is drawing a bat.



Name two mammals and two birds. Do you think a bat is a mammal or a bird?



How many bats do you count? _____

How many pumpkins do you count? _____

Carve your favourite Halloween face into this pumpkin and give your pumpkin a name:

6 2 Listen

digi.schule/
CE2S12A2

Listen to the conversation. Fill in the missing words.

Ana: What can I be?

Vijay: How about a _____?

Ben: _____ a tiger?

Ana: That's a _____. I'll be a tiger!

Why does Vijay want to be a kangaroo? Listen again.

3 Talk



Imagine that you are going to act in a play!
 What animal do you want to be? Why?
 Ask three friends and write down the answers.

What do you want to be?

Why do you want to be a ... ?

digi.schule/
CE2S13A3

7 4 Listen

Tony is drawing a picture of a bat.
 Listen to the conversation, then answer the questions.

- 1 What is Tony good at doing?
- 2 What is Tony not good at doing?
- 3 What is the missing word in Tony's picture?



digi.schule/
CE2S13A4

digi.schule/
CE2S13A5

5 Over to you

What are you good at doing?
 What are you not good at doing?
 Tell your partner.

I'm good at ... ,
 but I'm not good at

I'm good at ... ,
 but I am bad at ...

Then write a sentence about your partner.
 Tell the class about your partner.

Jenny is good at dancing,
 but she's not good at skipping.
 Tom is bad at playing badminton,
 but he is not bad at swimming in the lake.

Language detective

What happens when you add **-ing** to a short vowel word that ends in a consonant?
 run - running hop - hopping swim - ?
 What happens when you add **-ing** to a word that ends in a silent **e**?
 dance - dancing write - writing make - ?

6 Let's do it!

Make three typical animal sounds and let five of your friends guess which animal sound you made. Your friends should write down the animals. Who has guessed correctly?

digi.schule/
CE2S13A6

5 Following the team rules

digl.schule/
CE2S14A1



1 Talk about it

Look at the pictures.

Who are the characters? What do you think happens in this play?



8 1 Listen and read

Listen and read along.

digl.schule/
CE2S14A2

Whose team are you on?

Narrator: The animals are getting ready for a football **match**. Fox, Kangaroo, and Bear are on the Mammal team. Goose, Owl, and Parrot are on the Bird team. Bat wants to play too.

Bat (eagerly): Can I play?

Parrot: Which team are you on?

Bat (thinking): Hmm. I want to be on the **winning** team. The Birds are small. The Mammals are big. I think the Mammals will win.

Bat (to everybody): I want to be on the Mammal team!

Bear (to Fox and Kangaroo): Are bats mammals?

Fox: I don't think so. Bats have wings. Mammals don't have wings. I think Bat is a bird.

Bat: No, I'm not. I'm a mammal! Look at my fur! Look at my teeth! Birds don't have fur or teeth.

Kangaroo (to Fox and Bear): That's true. I think Bat can play on our team.

Fox and Bear: OK. Let's play!

Narrator: The animals begin to play. Bear passes the ball to Kangaroo. Kangaroo kicks the ball into the goal. The score is Mammals - 1; Birds - 0.

Bat (happy and excited): Hooray for our team!

Narrator: Next, Owl gets the ball. Owl passes the ball to Parrot. Parrot scores a goal. Mammals - 1; Birds - 1! It's a **draw**!

Narrator: Bear has the ball next, but Parrot takes it. The birds score another goal. Birds - 2; Mammals - 1. The birds score the next goal too. Now it's Birds - 3; Mammals - 1!



Bear: Let's stop! We need a rest.

Bat (feeling grumpy, thinking to himself): The Mammal team is **losing**. I don't want to be on the losing team. I think I'll join the Bird team.

Bat (walking over to talk to Parrot): I'm joining the Bird team.

Parrot: You can't do that, Bat! You're part of the Mammal team.

Bat: Not any more. I want to be on the Bird team! Look - I have two wings and two legs - just like you and Owl and Goose!

Goose: Play on!

Narrator: The game begins again. Kangaroo has the ball. She passes the ball to Bear, but Bat takes the ball and passes it to Parrot. Parrot scores a goal. It's Birds - 4; Mammals - 1.

Bat (happy and excited): Hooray for our team! The Birds are winning the game!

Fox (confused): Stop the game! Whose team are you on, Bat?'

Bat: I'm on the Bird team now. And we are winning!

Owl (sternly): You can't switch teams in the middle of a match, Bat.

Goose: It's not fair!

Bear (angrily): You are not a good team player, Bat. You can't be part of this game!

Fox (sternly): I agree. If you want to play with us, you need to follow the **rules**.

