

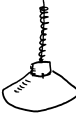










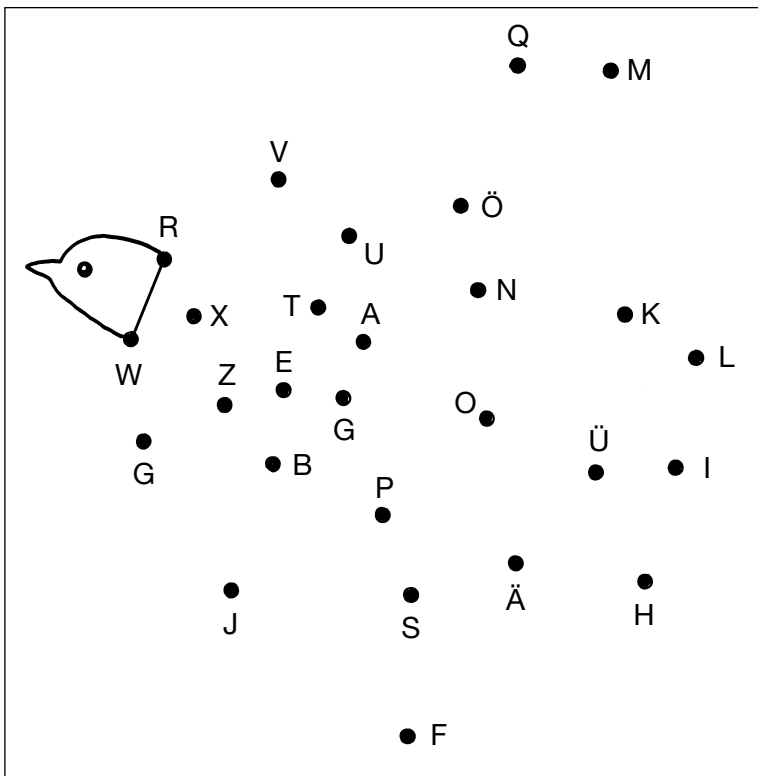




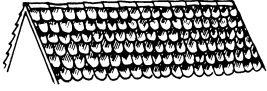




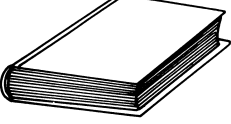






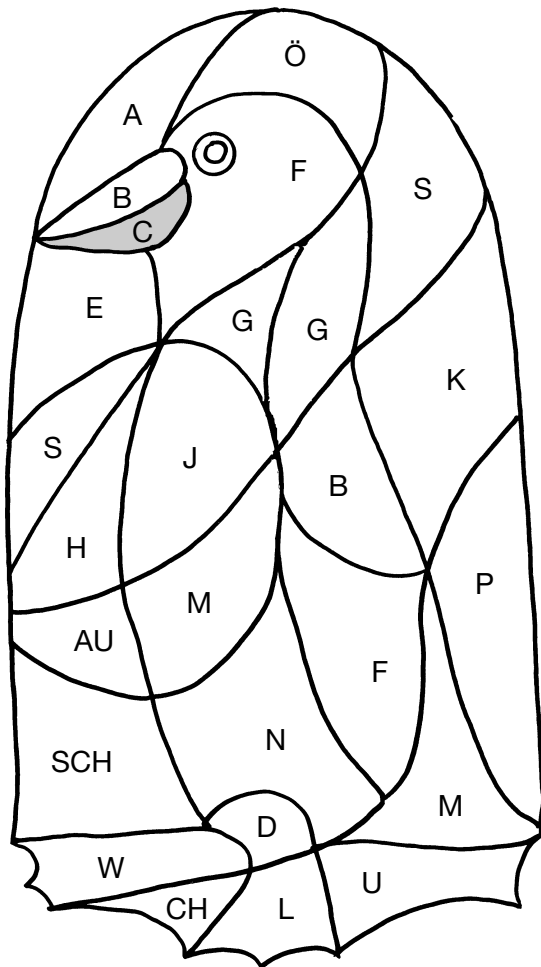
	<b>R</b> A		O R
	L <b>W</b>		P L
	R F		A F
	B Ä		T S
	E N		U B
	G L		M S
	O H		L R




















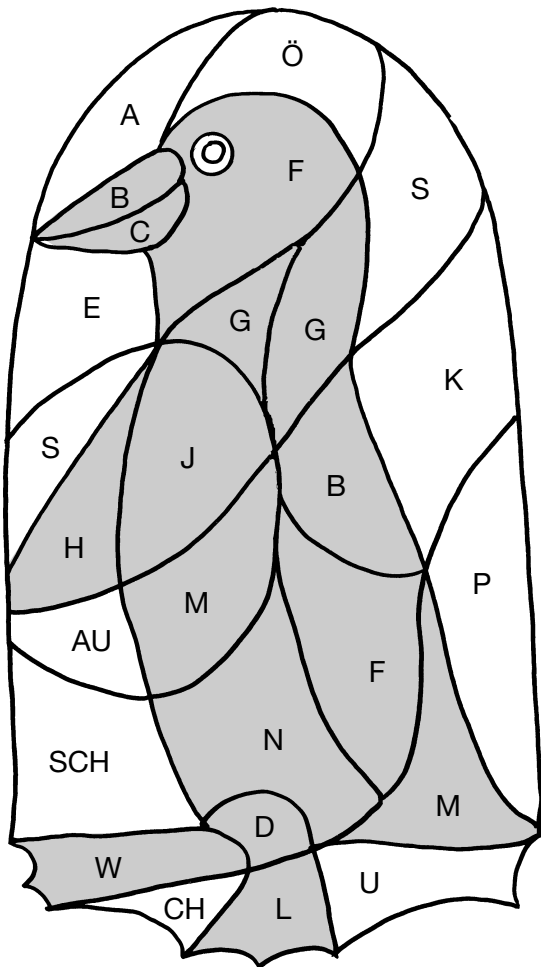


	U C		H S		L Ö
	CH D		J I		SCH F
	A F		N S		B CH
	E M		S M		W U
	G S		B AU		G I





	<u>U</u> <u>C</u>		<u>H</u> <u>S</u>		<u>L</u> <u>Ö</u>
	CH <u>D</u>		<u>J</u> <u>I</u>		SCH <u>F</u>
	A <u>F</u>		<u>N</u> <u>S</u>		<u>B</u> CH
	E <u>M</u>		S <u>M</u>		<u>W</u> <u>U</u>
	<u>G</u> S		<u>B</u> AU		<u>G</u> <u>I</u>



**So geht's:**

- Bei jedem Bild in der Tabelle entscheiden, welcher Anlaut richtig ist.
- Den richtigen Buchstaben unterstreichen.
- Den unterstrichenen Buchstaben im Bild unten suchen und das zugehörige Feld ausmalen (mit einer Farbe oder Bleistift). 4 Buchstabenfelder kommen zweimal vor.
- Einige Buchstabenfelder im Bild bleiben übrig.
- **Selbstkontrolle:** Bild.