

4 Ziehen Sie die Linien bis zum Ende nach.

Two sets of handwriting practice lines. Each set consists of two horizontal lines. The top line of each set has a blue arrow pointing to the right. The first set shows four diagonal lines slanting down to the right, with the first two in blue and the last two in light blue. The second set shows four diagonal lines slanting down to the left, with the first two in blue and the last two in light blue.

Two sets of handwriting practice lines. Each set consists of two horizontal lines. The top line of each set has a blue arrow pointing to the right. The first set shows four diagonal lines slanting down to the right, with the first two in blue and the last two in light blue. The second set shows four diagonal lines slanting down to the left, with the first two in blue and the last two in light blue.

Two sets of handwriting practice lines. Each set consists of two horizontal lines. The top line of each set has a blue arrow pointing to the right. The first set shows four upward-pointing triangles, with the first two in blue and the last two in light blue. The second set shows four upward-pointing triangles, with the first two in blue and the last two in light blue.









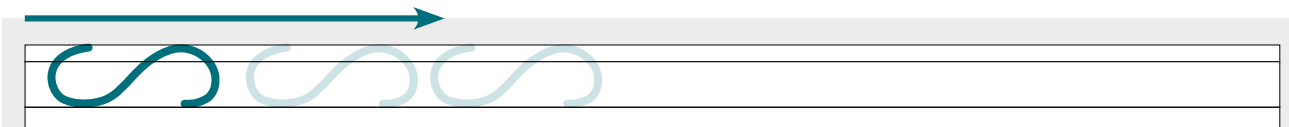

Two sets of handwriting practice lines. Each set consists of two horizontal lines. The top line of each set has a blue arrow pointing to the right. The first set shows four downward-pointing triangles, with the first two in blue and the last two in light blue. The second set shows four vertical lines, with the first two in blue and the last two in light blue.

Two sets of handwriting practice lines. Each set consists of two horizontal lines. The top line of each set has a blue arrow pointing to the right. The first set shows four humps (like the top of a 'u'), with the first two in blue and the last two in light blue. The second set shows four humps, with the first two in blue and the last two in light blue.


Two sets of handwriting practice lines. Each set consists of two horizontal lines. The top line of each set has a blue arrow pointing to the right. The first set shows four 'C' shapes opening to the right, with the first two in blue and the last two in light blue. The second set shows four 'C' shapes opening to the left, with the first two in blue and the last two in light blue.

Two sets of handwriting practice lines. Each set consists of two horizontal lines. The top line of each set has a blue arrow pointing to the right. The first set shows four 'C' shapes opening to the right, with the first two in blue and the last two in light blue. The second set shows four 'C' shapes opening to the left, with the first two in blue and the last two in light blue.

5 Ziehen Sie die Buchstaben und Linien nach. Schreiben Sie.



4 Ziehen Sie die Buchstaben nach. Schreiben Sie.



Tracing practice on ruled lines:

- Line 1: U U U (with a right-pointing arrow above)
- Line 2: u u u (with a right-pointing arrow above)
- Line 3: Uu Uu Uu (with a right-pointing arrow above)
- Line 4: Um Um (with a right-pointing arrow above)
- Line 5: um um (with a right-pointing arrow above)

5 Was ist das? Schreiben Sie.



■-Bahn



B■s



■hr



M■tter

6 Markieren Sie U und u.

Unterschrift Tee Name Mund
 Bus Arm Uhr Tomate
 Nudeln Ananas Ente Montag

13 B b oder P p? Schreiben Sie.



■ a ■ rika



Lam ■ e



Ga ■ el



Ka ■ el



■ rille



Tre ■ ■ e



■ ark



■ ett



O ■ st



■ aket



■ us



Ta ■ elle

14 Ist das ...? Antworten Sie mit Nein. Schreiben Sie das Komma , und den Punkt .

ein



Ist das eine U-Bahn?

Nein, das ist ein Bus.

ein



Ist das ein Garten?

Nein, das ist .

eine



Ist das ein Tipp?

Nein, das ist eine Tabelle.

eine



Ist das eine Tomate?

Nein,

eine



Ist das ein Messer?

eine



Ist das eine Kamera?

ein



Ist das ein Hund?

Nein, das ist ein Kalb.